

# USER GUIDE

## RMS200

Electronic monostable relay with push-button control



www.lef Lighting.it

### General Characteristics

Plastic case  
Filled with polyurethane resin  
Electric class protection II  
4 wires system

### Technical Features

Input voltage range 230Vac/dc  
Input frequency 0/50Hz  
output voltage range 230Vac  
output frequency 50Hz

### Silent electronic monostable relay

#### Control thorough:

- push-button (PUSH 230Vac)

- switch

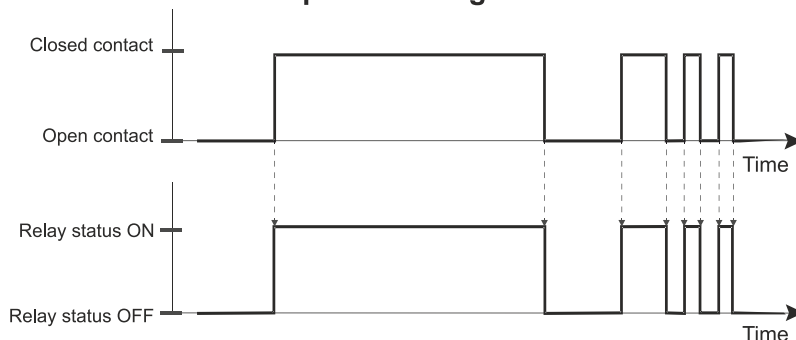
Manageable power (see table)

«ZERO CROSSING» function

No consumption

Operating ambient temperature Ta -5°C ÷ +35°C

### Operation diagram



### General features

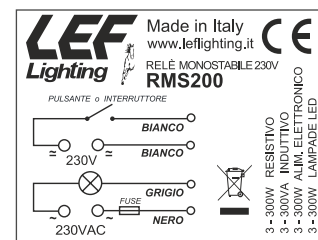
RMS200 is a normally open monostable relay.

The state of the relay exactly follows the command signal coming for example from a manual button or from a automatic sensor (e.g. motion sensor, astronomical clock, chronothermostat) being ON as long as the input excitation signal is present.

It is therefore suitable for all systems where a power interface is needed between the command and actuation, such as for example in the operation of small motors, solenoid valves, lighting devices.

It is a solid state electronic relay that has 4 wires: two wires white for the control circuit and black and gray wires for the power circuit.

The "ZERO CROSSING" switching combined with the installation of a Fast Fuse (2A, 250V) considerably increases the protection of the device against short circuits.



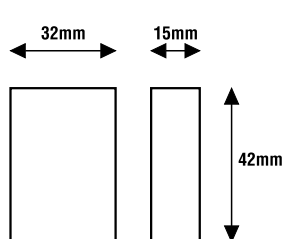
### Reference Standards

EN 60669-1  
EN 60669-2-1

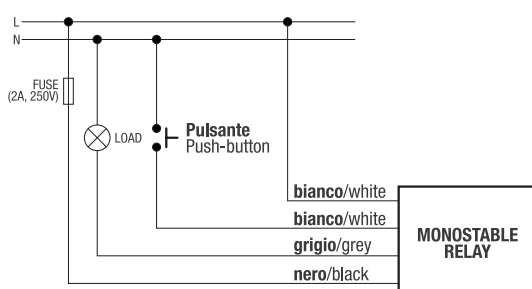
**Notes:** above 35 °C ambient, derate the maximum load by 20% for each further increase of 5 °C

ON PUSH 230Vac	OUT MONO STABLE	OUT RELÈ
----------------------	-----------------------	-------------

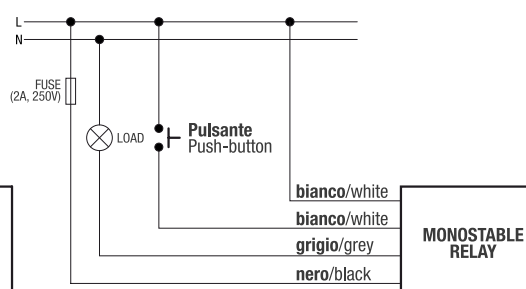
CODICE CODE	Funzione Function	Comando Command	RESISTIVO RESISTIVE  Lampade ad incandescenza o alogene Incandescent or halogen lamps  230Vac	INDUTTIVO INDUCTIVE  Trasformatore lamellare Laminated transformer  230/12Vac	INDUTTIVO INDUCTIVE  Trasformatore toroidale Toroidal transformer  230/12Vac	Alimentatore elettronico con lampade ad incandescenza o alogene Electronic driver with incandescent or halogen lamps  230/12Vac	Alimentatore elettronico per LED Electronic driver for LED  230Vac	Lampade fluorescenti compatte Compact fluorescent lamps  230Vac	Lampade LED LED lamps  230Vac	Peso Weight (g)
RMS200	RELÈ MONOSTABILE	PUSH	3-300W	3-300VA	3-300VA	3-300W	3-300W	3-300W	3-300W	40



#### Push-button connection on the NEUTRAL



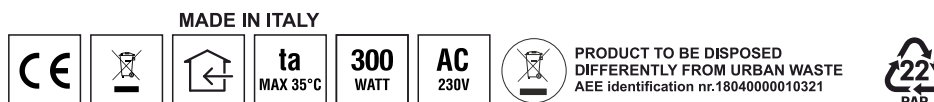
#### Push-button connection on the LINE



#### ATTENTION:

The installation of the product must be followed by qualified personnel. If the product is used for purposes other than the original ones or if it is connected incorrectly, LEF Lighting S.R.L. will not accept any responsibility for damages caused.

**Warning!** It is recommended to use a Fast-Acting Fuse rated at (2A, 250V)



LEF LIGHTING S.R.L. | www.lef Lighting.it  
Viale L.Ariosto 478/480 - 50019 Sesto Fiorentino (FI) - ITALY | Tel +39 055 421 77 27 - Fax +39 055 425 44 92