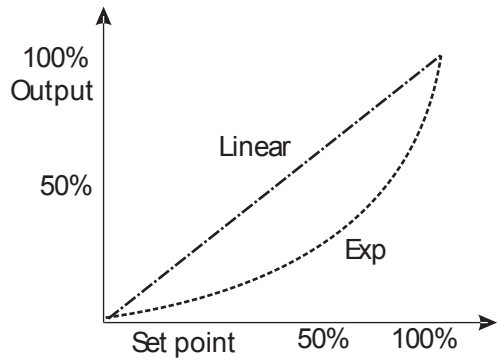


## RGBW Led Controller

- 3-4 Output Channels
- 12..24VDC PWM Output Common Anode
- DALI - DMX - Push inputs
- Linear or Exponential regulation
- Slave Mode
- Test or Continuous Cycle mode
- Built In DMX terminator



Linear / Exponential scale

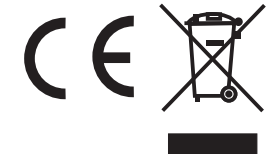
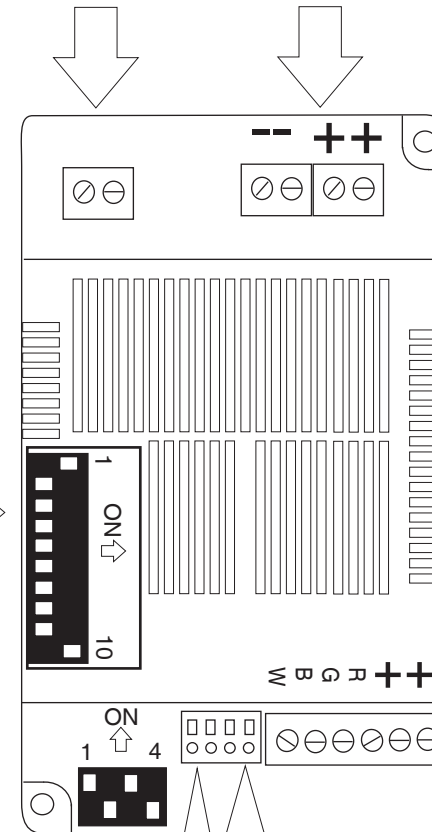
### MODE Selector

1	2	3	4	MODEselector
OFF	OFF	OFF	-	DALI
ON	OFF	OFF	-	DMX Linear Scale
ON	OFF	ON	-	DMX EXP Scale
OFF	ON	OFF	-	Push Linear Scale
OFF	ON	ON	-	Push EXP Scale
ON	ON	OFF	-	Test or Cycle
ON	ON	ON	-	Slave
			ON	DMX terminator ON

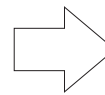
**Ingresso:** selezionare con i dip-switch l'ingresso desiderato, spegnere e riaccendere l'apparecchio dopo le modifiche

**Control input:** select input mode by dip-switches. Switch off and on the device when section has changed

DALI Input      DC Input 12..24VDC



DMX Address



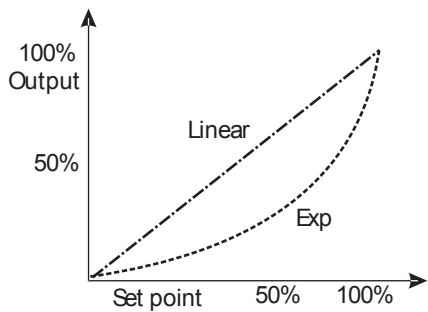
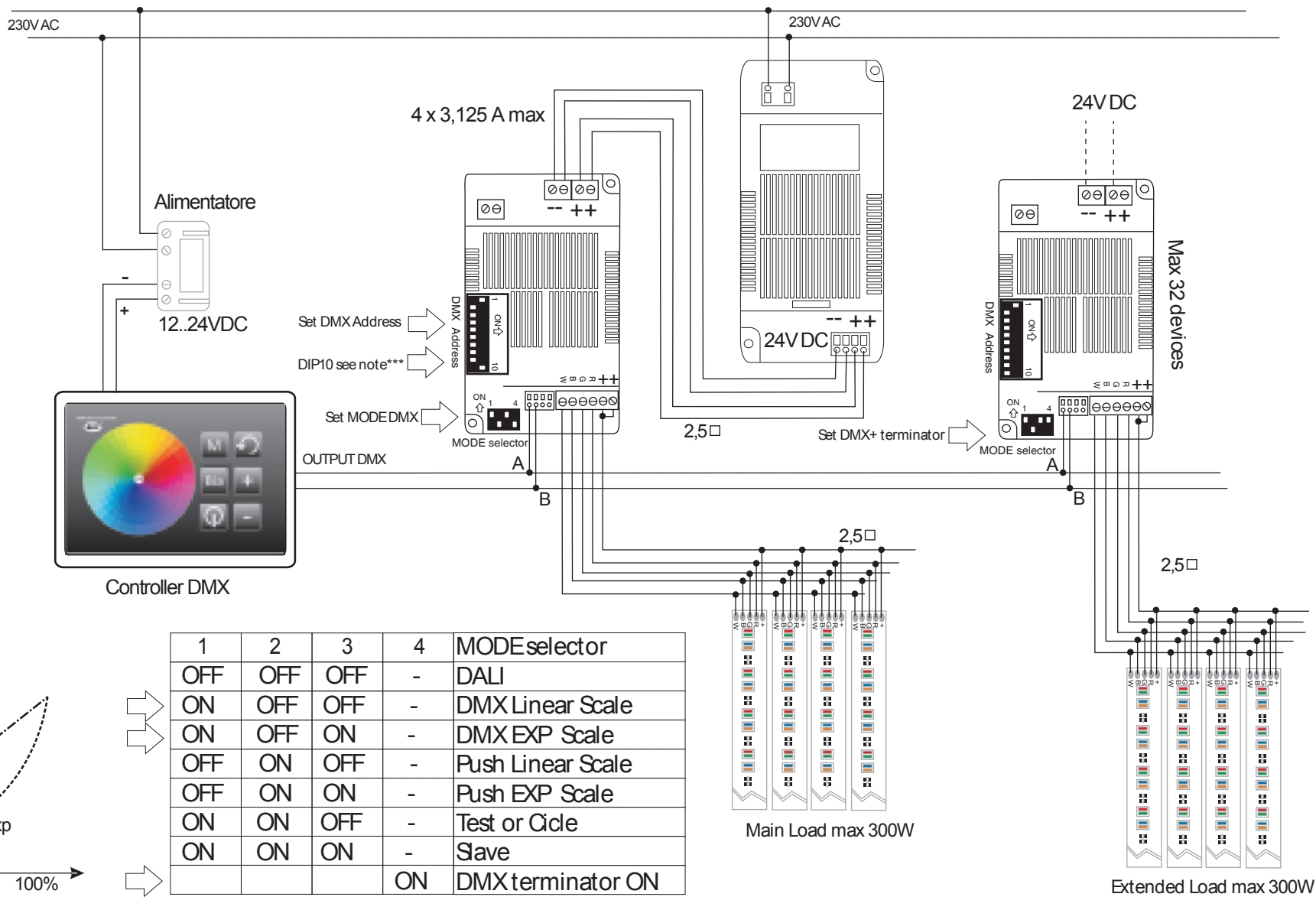
MODE Selector

Push Button Input

DMX Input

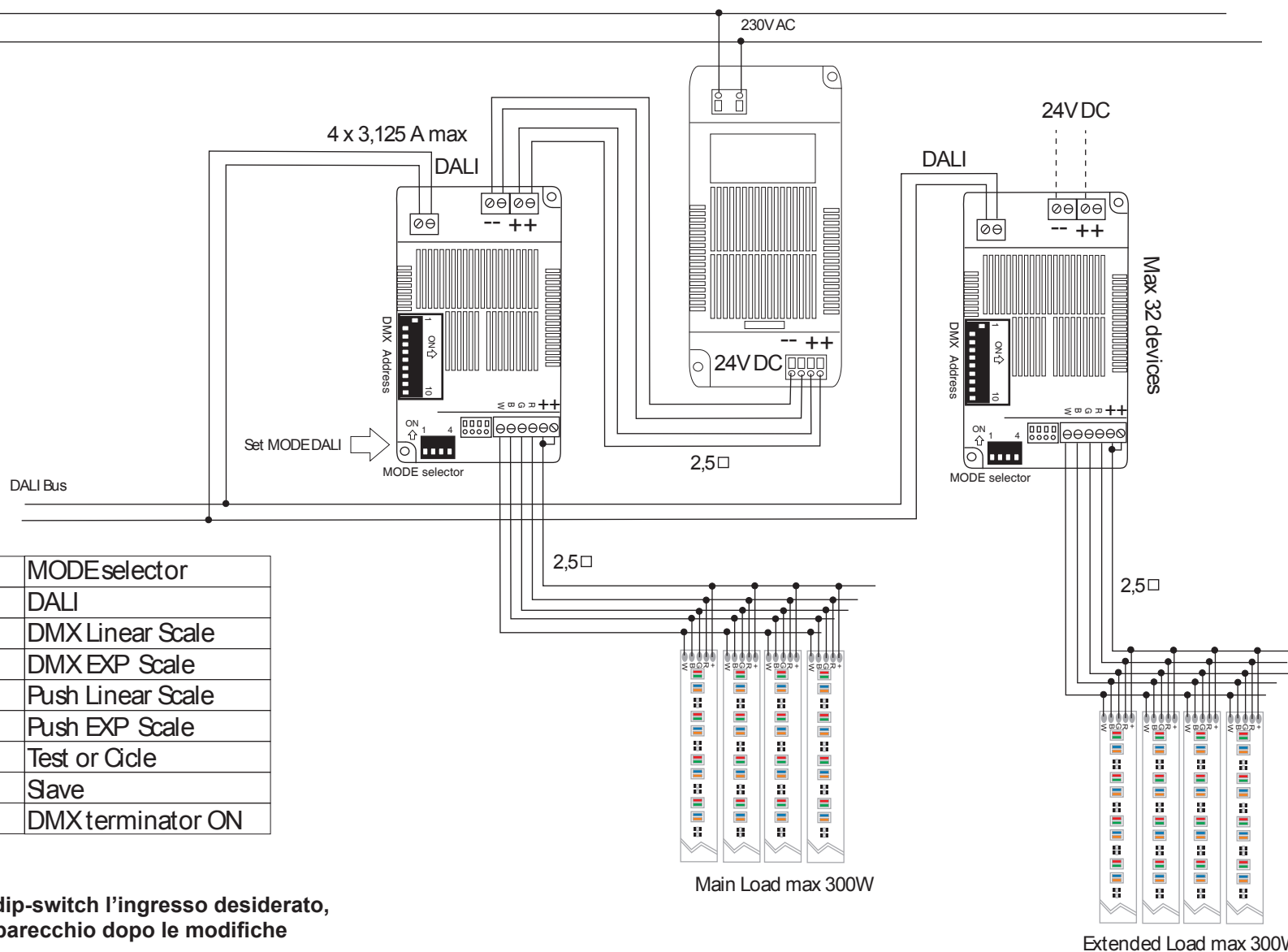
Low Voltage Output  
12..24VDC PWM  
Common Anode

3-4CH  
RGB  
RGBW  
DMX



Note \*\*\*DIP 10 ON : DMX signal GRB , DIP 10 OFF DMX signal RGB

## 4CH RGBW DALI



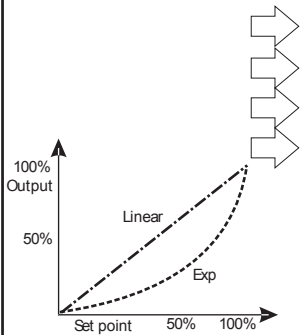
1	2	3	4	MODE selector
OFF	OFF	OFF	-	DALI
ON	OFF	OFF	-	DMX Linear Scale
ON	OFF	ON	-	DMX EXP Scale
OFF	ON	OFF	-	Push Linear Scale
OFF	ON	ON	-	Push EXP Scale
ON	ON	OFF	-	Test or Cicle
ON	ON	ON	-	Slave
			ON	DMX terminator ON

**Ingresso:** selezionare con i dip-switch l'ingresso desiderato, spegnere e riaccendere l'apparecchio dopo le modifiche

**Control input:** select input mode by dip-switches. Switch off and on the device when section has changed

## 3/4CH RGBW Push

1	2	3	4	MODE selector
OFF	OFF	OFF	-	DALI
ON	OFF	OFF	-	DMX Linear Scale
ON	OFF	ON	-	DMX EXP Scale
OFF	ON	OFF	-	Push Linear Scale
OFF	ON	ON	-	Push EXP Scale
ON	ON	OFF	-	Test or Cycle
ON	ON	ON	-	Slave
			ON	DMX terminator ON



**Ingresso: selezionare con i dip-switch l'ingresso desiderato, spegnere e riaccendere l'apparecchio dopo le modifiche**

**Control input: select input mode by dip-switches. Switch off and on the device when section has changed**

1	2	3	4	5	6	7	8	9	10	Functions in Push MODE
OFF	OFF	OFF	OFF	OFF	OFF	OFF	OFF	OFF	OFF	Long push cycle RGB and 8 step W (step by step); Push stop; Push on change cycle; Push off, push on offer last state. Set Speed to 13 sec step or loop speed 42 sec Short double push full colors.State memory to start up.
ON	OFF	OFF	OFF	OFF	OFF	OFF	OFF	OFF	OFF	Set speed to 7 sec step or Loop speed 28 sec
OFF	ON	OFF	OFF	OFF	OFF	OFF	OFF	OFF	OFF	Set speed to 4 sec step or Loop speed 14 sec
OFF	OFF	ON	OFF	OFF	OFF	OFF	OFF	OFF	OFF	Set speed to 2 sec step or Loop speed 7 sec
OFF	OFF	OFF	ON	OFF	OFF	OFF	OFF	OFF	OFF	Step by step R-G-B-off or R-G-B-W-off; long push dimmer brightness. No set speed. State memory to start up
OFF	OFF	OFF	OFF	ON	OFF	OFF	OFF	OFF	OFF	Long push > 2 sec loop RGB/W, offers primary and secondary colors Push stop, push off, push on last state.Loop speed configurable. State memory to start up
OFF	OFF	OFF	OFF	ON	ON	OFF	OFF	OFF	OFF	To start up Loop RGB/W; No commands. Loop speed configurable. Green color to start up
OFF	OFF	OFF	OFF	OFF	OFF	ON	OFF	OFF	OFF	Chromoterapy; 7 colours step by step. No set speed. Off state to start up
OFF	OFF	OFF	OFF	OFF	OFF	ON	ON	OFF	OFF	Chromoterapy; 7 colours automatic 7 sec step. Push stop or start loop.No set speed. Off state to start up
OFF	OFF	OFF	OFF	OFF	OFF	OFF	OFF	OFF	OFF	N.C.
OFF	OFF	OFF	OFF	OFF	OFF	OFF	OFF	OFF	ON	ON= 3 channels RGB OFF= 4 channels RGBW

