

# ISTRUZIONI

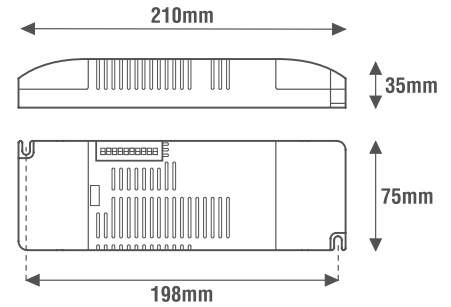
Codici: LE10024CCTP1; LE10024CCTP2

Alimentatori LED a tensione costante dimmerabili





## General Characteristics

Plastic case  
Driver for independent mounting  
Electric class protection II  
Protection degree IP20



CODICE CODE	Tensione di ingresso Input voltage (Vac)	Frequenza di rete Input frequency (Hz)	Potenza di uscita Output power (W)	Comando Command	Tensione di uscita Output voltage (Vdc)	Corrente di uscita Output current (mA)	PFC (λ)	CC CV	Peso Weight (g)
LE10024CCTP1	220-240	50÷60	2 x 50	PUSH (1 pulsante/push-button)   DALI	24	2 x 2080	0,96	CV	360
LE10024CCTP2				PUSH (2 pulsanti/push-buttons)   DALI					



## Technical Features

Input voltage range 220-240Vac  
Input frequency 50÷60Hz  
Constant voltage output 24Vdc  
2 channels power supply for Tunable White control  
It commands two channel LED strips for warm and cold light  
Brightness and color adjustment through:  
- 1 push-button version (LE10024CCTP1)  
(control, adjustment and color change with a single push-button)  
- 2 push-button version (LE10024CCTP2)  
(command and adjustment with a push-button and color change with the second push-button)  
- DALI singal  
(setting by dip-switch)  
Sincronization of multiple power supplies via cable (max 6 SLAVE)  
Power factor correction (PFC)  $\lambda \geq 0,96$

## Reference standards

EN 55015  
EN 61000-3-2  
EN 61000-3-3  
EN 61347-1  
EN 61347-2-13  
EN 61547  
EN 62386

MADE IN ITALY



PRODUCT TO BE DISPOSED DIFFERENTLY  
FROM URBAN WASTE

AEE identification nr.IT1804000010321



LEF LIGHTING S.R.L. www.lef-lighting.it

Via Rodolfo Morandi, 9/11 - 50019 Sesto Fiorentino (FI) - ITALY | Tel +39 055 421 77 27 - Fax +39 055 425 44 92

# ISTRUZIONI

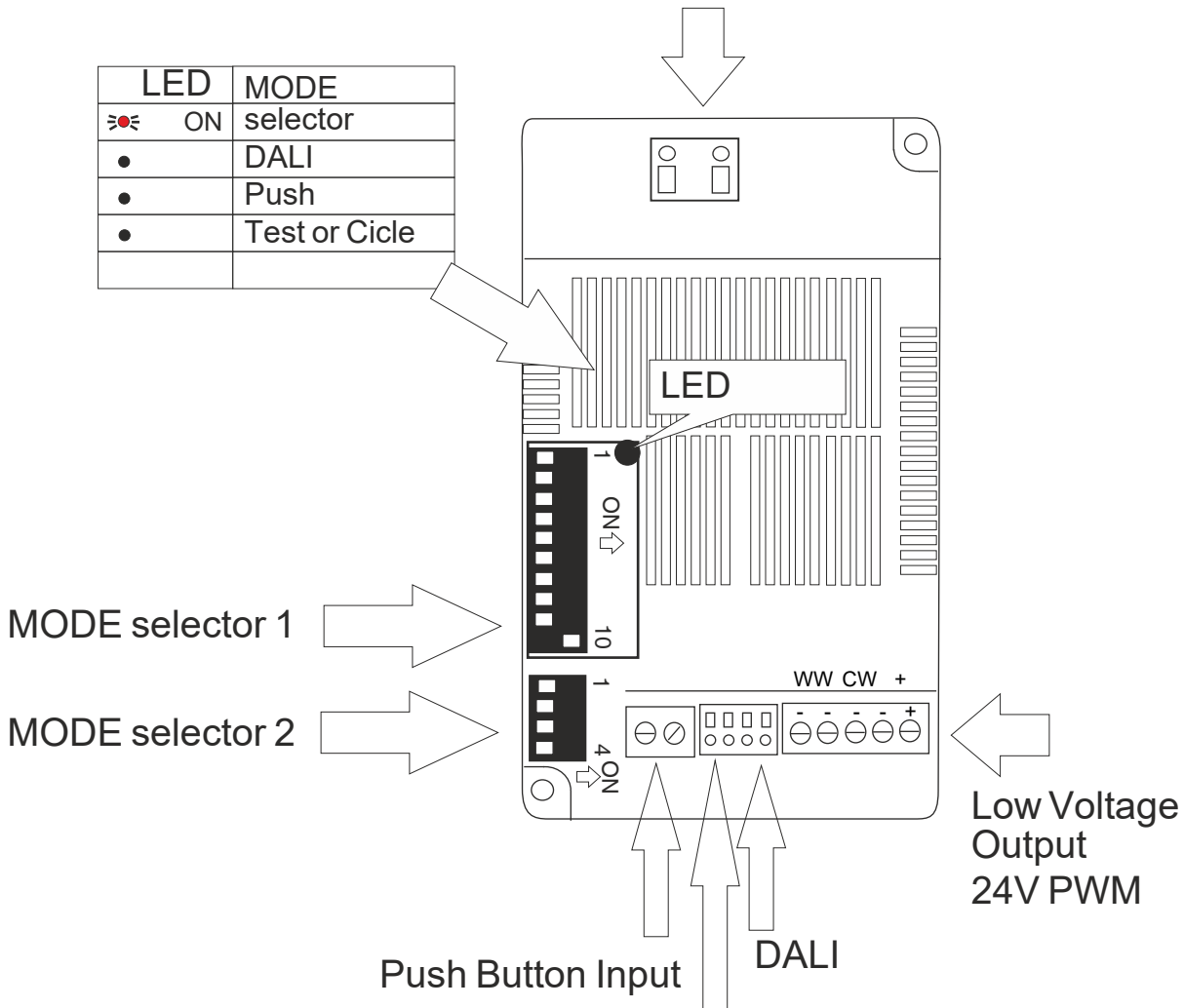
Codici: LE10024CCTP1; LE10024CCTP2

Alimentatori LED a tensione costante dimmerabili



AC Input 100..230V

LED	MODE
	ON selector
	DALI
	Push
	Test or Cicle



Push Button Tunable White ( only LE10024CCTP2 )

		9	10	MODE selector 1
			ON	DALI
		ON		Push

1	2	3	4	MODE selector 2
OFF	OFF	OFF	-	DALI
OFF	ON	OFF	-	Push Linear Scale
ON	ON	OFF	-	Test or Cicle
ON	ON	ON	-	Slave

Control input: select input mode by dip-switches. Switch off and on the device after every change

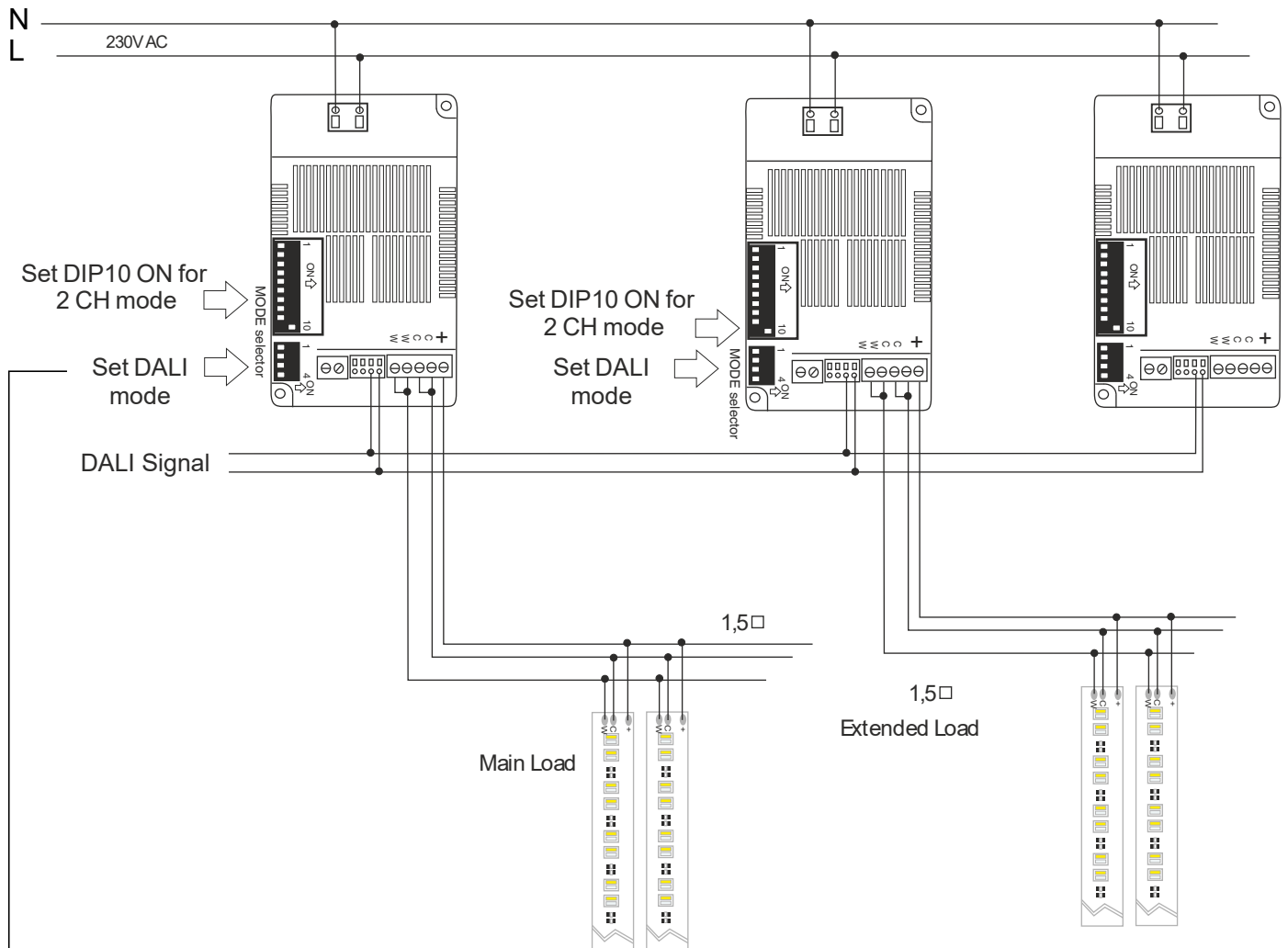
# ISTRUZIONI

Codici: LE10024CCTP1; LE10024CCTP2

Alimentatori LED a tensione costante dimmerabili



## DALI MODE



1	2	3	4	MODE selector
OFF	OFF	OFF	-	DALI

Control input: select input mode by dip-switches. Switch off and on the device after every change

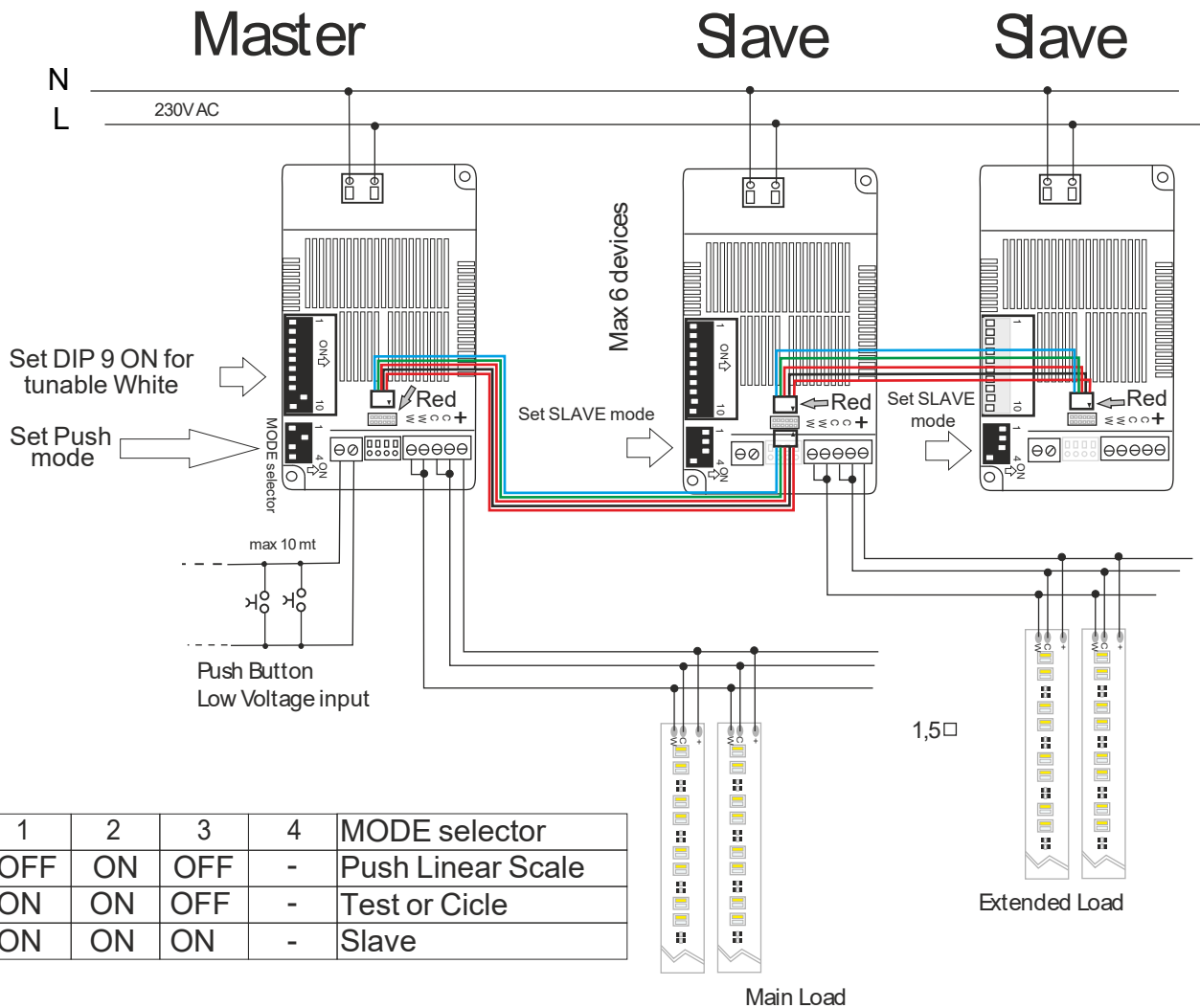
# ISTRUZIONI

Codici: LE10024CCTP1; LE10024CCTP2

Alimentatori LED a tensione costante dimmerabili



## LE10024CCTP1 Tunable White 1 Push



Short Push ON / OFF

Long Push when ON: change colours or dimmer

Long Push when OFF: after a FLASH, change of function from tunable white to dimmer and the other way around

Push Button controlled system with extension (optional)

Control input: select input mode by dip-switches. Switch off and on the device after every change

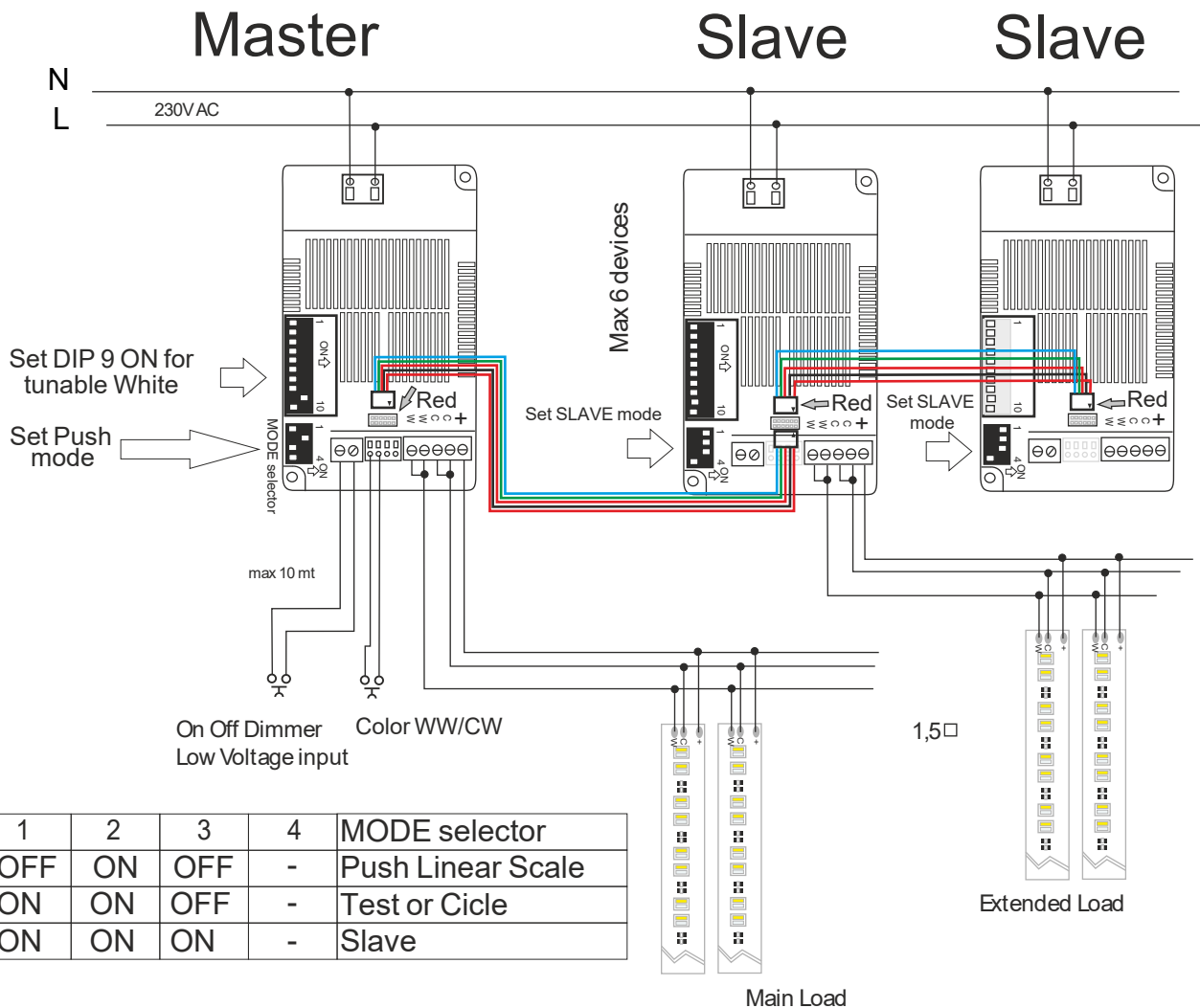
# ISTRUZIONI

Codici: LE10024CCTP1; LE10024CCTP2

Alimentatori LED a tensione costante dimmerabili



## LE10024CCTP2 Tunable White 2 Push



Push 1 Short Push: ON/OFF Long Push:dimmer  
Push 2 Tunable white

Push Button controlled system with extension ( optional)

Control input: select input mode by dip-switches. Switch off and on the device after every change

[AA] Rev. v1.10 26/02/2020