

USER GUIDE

KEYDIMDEV



Dimmer switch with KEYSTONE lock for resistive loads, inductive loads, electronic drivers, 230Vac LED lamps. 2/3/4 wires system (power supply without NEUTRAL).

Device for the regulation of loads classified as "dimmable".

Suitable for 230Vac LED lamps, SEOUL ACRICH 230Vac LED modules, halogen lamps, incandescent lamps and toroidal transformers.

It is suitable for LED lamps and low voltage halogen lamps (12Vac) through an appropriate electronic driver.

This device is operated by a potentiometer (encoder) with incorporated push-button, electric diverters and one or more push-button (NO), connected by PHASE (F) or NEUTRAL (N) (see diagrams).

DESCRIPTION OF BASIC COMMANDS

To **turn the device on and off**, briefly press the knob, the connected push-button or the connected diverter.

To **adjust the brightness**, turn the knob or press the connected push-button for a long time, when the light is on.

If the "**LEVEL MEMORY**" function **is active**, at power on, the brightness will gradually increase up to the stored value. (SOFT START)

If the "**LEVEL MEMORY**" function **is not active**, at power on, the brightness will gradually increase up to the maximum value.

When switched off, the brightness slowly decreases in both cases (SOFT STOP).

The device is supplied with "LEVEL MEMORY" function disabled.

N.B. In the event of power supply breakdown: the brightness level is stored in memory (LEVEL MEMORY function).

INSTALLATION

1. Switch off the 230Vac mains voltage.
2. Connect the device (see diagrams).
3. Insert a 2A fast protection fuse (see diagrams).
4. Before switching on the voltage, make sure there are no short circuits in the connections.

N.B. Do not use light button.

N.B. Do not connect toroidal transformers without load.

TECHNICAL FEATURES

Input voltage range: 230Vac

Input frequency: 50Hz

Single channel dimmer with Phase-Cut output

TRAILING EDGE (IGBT)

«LEVEL MEMORY» function settable by potentiometer or external push-button

«STATUS MEMORY» function (**at 0%, light OFF after black-out**):

- if the lights were off they will remain off.
- if the lights were on they will remain off.

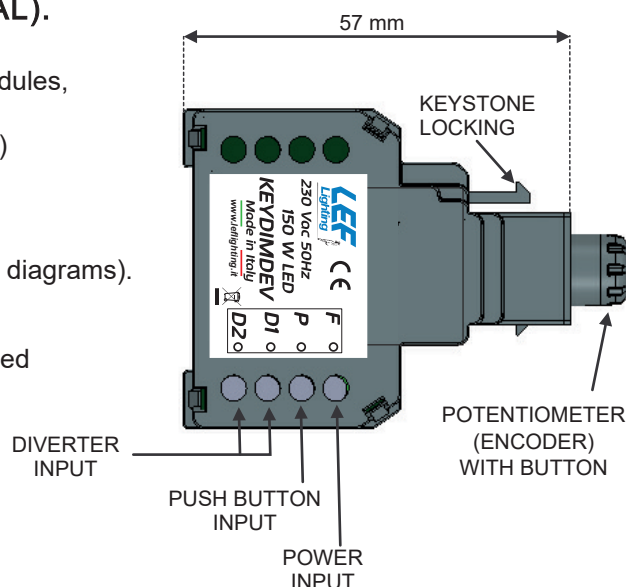
Overload protection (OLP)

Protection against overtemperature (OTP)

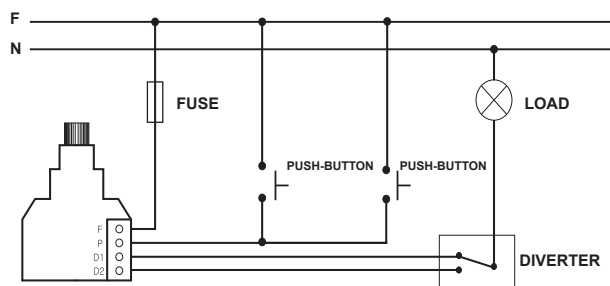
Operating ambient temperature T_a -5°C ÷ +35°C

The housing must allow sufficient ventilation to the dimmer, therefore do not install near other heat sources.

This device does not provide galvanic separation between the line and load.

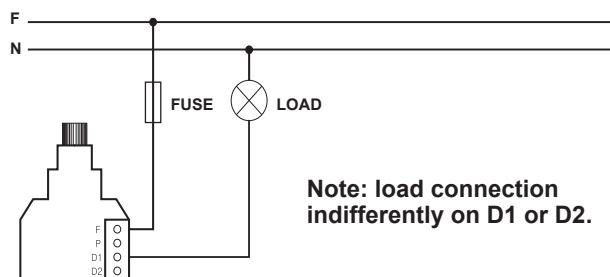


CONNECTION WITH PUSH BUTTON OR DIVERTER



Note: indifferent push-button connection on PHASE (L) or NEUTRAL (N).

CONNECTION IN REPLACEMENT TO A SIMPLE SWITCH



Note: load connection indifferently on D1 or D2.

Reference Standards

EN 60669-1

EN 60669-2-1

Patent number | 102017000074316

USER GUIDE

KEYDIMDEV



"LEVEL MEMORY" FUNCTION

The "LEVEL MEMORY" function allows to save a particular brightness so that, at each powering-on, this specific level will be restored.

Factory settings: the device is provided with disabled "LEVEL MEMORY" function.

"LEVEL MEMORY" function activation:

- 1 - Disconnect mains voltage.
- 2 - Hold down the knob on the device or a push-button connected to the dimmer.
- 3 - Connect to mains voltage again.
- 4 - Wait for the connected lamp blink twice.
- 5 - Release the push-button.

"LEVEL MEMORY" function switching-off:

- 1 - Disconnect mains voltage.
- 2 - Hold down the knob on the device or a push-button connected to the dimmer.
- 3 - Connect to mains voltage again.
- 4 - Wait for the connected lamp blink once.
- 5 - Release the push-button.

MINIMUM LEVEL ADJUSTMENT

This function allows to regulate the minimum level of brightness of the lamp.

"MINIMUM LEVEL REGULATION" PROCEDURE:

- 1 - Power on the lamp.
- 2 - Hold down the knob on the device or a push-button connected to the dimmer.
- 3 - If the brightness increases, release the push-button and repeat step 2.
- 4 - When the brightness stops decreasing, press again for about 5 seconds.
- 5 - The brightness will start to fluctuate slowly, the device is passed in "minimum level regulation" mode.
- 6 - When the brightness reaches the required value, release the push-button.
- 7 - The new minimum level has been saved.

PROTECTION:

Electronic overload protection: prevents the dimmer from turning on if the load exceeds the maximum allowed power.

Thermal limitation: lowers the brightness and in extreme cases turns off the dimmer if an excessive internal temperature is detected

TROUBLESHOOTING

The lights doesn't turn on

- 1 - Check the connections and the presence of mains voltage.
- 2 - Check the lamp functions properly.
- 3 - Turn the knob in one way and another.
- 4 - Briefly push the knob to power on the lamp.

The lights flickers

- 1 - Verify the lamp is dimmable.
- 2 - Increase the minimum level according to the dedicated procedure "minimum level adjustment".

The power indications refer to homogeneous loads, therefore of the same type (LED, resistive, inductive, etc.) and of the same manufacturer; therefore if several loads are connected, for example several LED lamps, it is recommended that they are the same model from the same manufacturer to ensure uniformity of behavior.

Descending Phase-cut dimmable (at the end of the phase) IGBT Trailing Edge

CODICE CODE	Colore frontalino e pomello Front panel and knob color	RESISTIVO RESISTIVE Lampade ad incandescenza o alogene Incandescent or halogen lamps 230Vac	INDUTTIVO INDUCTIVE Trasformatore lamellare Laminated transformer 230/12Vac	INDUTTIVO INDUCTIVE Trasformatore toroidale Toroidal transformer 230/12Vac	Alimentatore elettronico con lampade ad incandescenza o alogene Electronic driver with incandescent or halogen lamps 230/12Vac	Alimentatore elettronico con lampade LED dimmerabili Electronic driver with dimmable LED lamps 230/12Vac	Alimentatore elettronico dimmerabile con uscita in CC/CV per LED Dimmable electronic driver with CC/CV output for LED 230/12Vac	Lampade fluorescenti compatte dimmerabili CFL Dimmable compact fluorescent lamps CFL 230Vac	Lampade LED dimmerabili Dimmable LED lamps 230Vac	Moduli LED dimmerabili Dimmable LED modules Seoul ACRICH 230Vac	Peso Weight (g)
KEYDIMDEVN	Nero antracite Anthracite black	25-300W	-	25-200VA	25-200W	25-200W	25-200W	-	25-150W	50-150W	40
KEYDIMDEVB	Bianco White										
KEYDIMDEVG	Grigio Grey										
KEYDIMDEVTC	Trasparente chiaro Light transparent										
KEYDIMDEVTF	Trasparente fumè Smoky transparent										

* Use the transformer at least at 50% of its rated power.

Notes: above 35 °C ambient, derate the maximum load by 20% for each further increase of 5 °C



PRODUCT TO BE DISPOSED
DIFFERENTLY FROM URBAN WASTE
AEE Identification nr.IT1804000010321



MADE IN ITALY



LEF LIGHTING S.R.L. | www.lef-lighting.it

Via Rodolfo Morandi, 9/11 - 50019 Sesto Fiorentino (FI) - ITALY | Tel +39 0554217727 - Fax +39 0554217719