

USER GUIDE

LEMC25E

Constant multicurrent LED driver (CC)

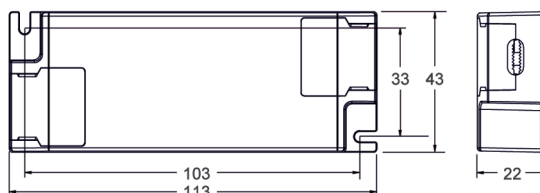
LEF
Lighting



www.lef-lighting.it

General Characteristics


Plastic case
Driver for independent mounting
Electric class protection II
Protection degree IP20



CODICE CODE	Tensione di ingresso Input voltage (Vac)	Frequenza di rete Input frequency (Hz)	Potenza di uscita Output power (W)		Comando Command	Tensione di uscita Output voltage (Vdc)	Corrente di uscita Output current (mA)	PFC (λ)	CC CV	Peso Weight (g)
			MIN	MAX						
LEMC25E	220-240	50÷60	9,4	18,9	ON-OFF	21-42	450	0,90	CC	80
			10,5	21,1			500	0,95		
			11,5	23,1			550			
			12,6	25,2			600			



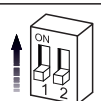
EE
93%



N.B.
Power supply not suitable
for no-load operation

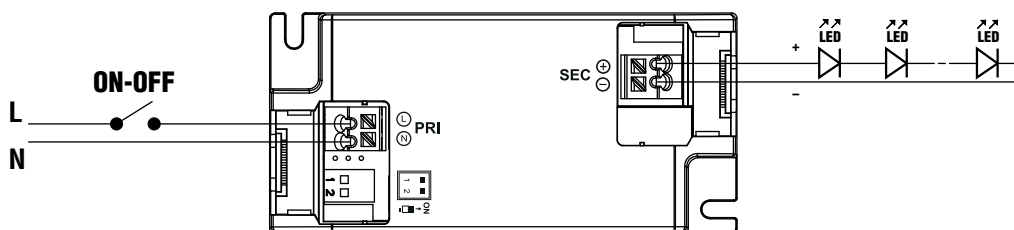
! Changing settings when the
device is not powered

DIP SWITCHES WITH
ON AT THE TOP



OUTPUT DIP-SWITCH

Potenza Power (W)	Corrente MAX MAX Current (mA)	1	2
9,4-18,9	450	-	-
10,5-21,1	500	ON	-
11,5-23,1	550	-	ON
12,6-25,2	600	ON	ON



Technical Features

Input voltage range 220-240Vac
Input frequency 50÷60Hz
Input voltage range 176-280Vdc
Input frequency 0Hz
Constant current output 450÷600mA
(settings by dip-switch)
Factory setting: 450mA
Energy Efficiency (EE) 93%
Open circuit Protection (OCP)
Overload protection (OLP)
Protection against overtemperature (OTP)
Protection against overvoltage (OVP)
Short circuit protection (SCP)
Operating ambient temperature T_a -20°C ÷ +50°C
Max case temperature on T_c 85°C

Reference Standards

EN 55015
EN 61000-3-2
EN 61000-3-3
EN 61347-1
EN 61347-2-13
EN 61547
EN 62384
EN 62493

ATTENTION:

The installation of the product must be followed by qualified personnel.
If the product is used for purposes other than the original ones or if it is connected incorrectly, LEF Lighting S.R.L. will not accept any responsibility for damages caused.

Constant Current LED Driver
LEMC25E

Un: 220-240V~, fn: 50/60Hz, In: 0,15A
 λ : 0,90C-0,95
ta: -20...+50°C tc: +85°C

1	2	Iout (mA)	Uout (Vdc)	Pout (W)
-	-	450	9,4-18,9	
ON	-	500	10,5-21,0	
-	ON	550	11,5-23,1	
ON	ON	600	12,6-25,2	

PRI 0,75-1,5□ wire prep. 8mm

SELV

Made in P.R.C.

MADE IN P.R.C.

