

# USER GUIDE

## LEMC15E

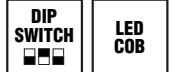
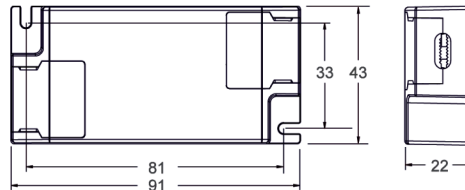
Constant multicurrent LED driver (CC)



www.lef-lighting.it

### General Characteristics


Plastic case  
Driver for independent mounting  
Electric class protection II  
Protection degree IP20



CODICE CODE	Tensione di ingresso Input voltage (Vac)	Frequenza di rete Input frequency (Hz)	Potenza di uscita Output power (W)		Comando Command	Tensione di uscita Output voltage (Vdc)	Corrente di uscita Output current (mA)	PFC (λ)	CC CV	Peso Weight (g)
			MIN	MAX						
LEMC15E	220-240	50÷60	4,2	8,4	ON-OFF	21-42	200	0,80	CC	65
			5,2	10,5			250	0,90		
			6,3	12,6			300			
			7,3	14,7			350			



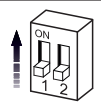
EE  
91%



**N.B.**  
Power supply not suitable  
for no-load operation

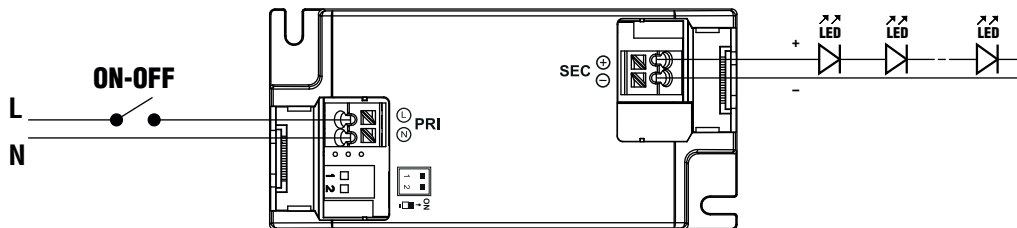
**!** Changing settings when the  
device is not powered

**DIP SWITCHES WITH  
ON AT THE TOP**



### OUTPUT DIP-SWITCH

Potenza Power (W)	Corrente MAX MAX Current (mA)	1	2
4,2-8,4	200	-	-
5,2-10,5	250	ON	-
6,3-12,6	300	-	ON
7,3-14,7	350	ON	ON



### Technical Features

Input voltage range 220-240Vac  
Input frequency 50÷60Hz  
Input voltage range 176-280Vdc  
Input frequency 0Hz  
**Constant current output 200÷350mA**  
(settings by dip-switch)  
**Factory setting: 200mA**  
Energy Efficiency (EE) 91%  
Open circuit Protection (OCP)  
Overload protection (OLP)  
Protection against overtemperature (OTP)  
Protection against overvoltage (OVP)  
Short circuit protection (SCP)  
Operating ambient temperature  $T_a$  -20°C ÷ +50°C  
Max case temperature on  $T_c$  80°C

### Reference Standards

EN 55015  
EN 61000-3-2  
EN 61000-3-3  
EN 61347-1  
EN 61347-2-13  
EN 61547  
EN 62384  
EN 62493

### ATTENTION:

The installation of the product must be followed by qualified personnel.  
If the product is used for purposes other than the original ones or if it is connected incorrectly, LEF Lighting S.R.L. will not accept any responsibility for damages caused.

Constant Current LED Driver  
**LEMC15E**

Un: 220-240V~, fn: 50/60Hz, In: 0.09A  
 $\lambda$ : 0.80C-0.90C  
ta: -20...+50°C tc: +80°C

PRI 0.75-1.50 wire prep. 18mm

1 2 Iout (mA) Uout (Vdc) Pout (W)

-	-	200	4,2-8,4
-	-	250	5,2-10,5
ON	-	300	6,3-12,6
ON	ON	350	7,3-14,7

Umax=55Vdc 0,3-1,50

SELV

Made in P.R.C.

CE 120 W W

MADE IN P.R.C.



LEF LIGHTING S.R.L. www.lef-lighting.it  
Viale L.Ariosto 478/480 - 50019 Sesto Fiorentino (FI) - ITALY | Tel +39 055 421 77 27 - Fax +39 055 425 44 92