

USER GUIDE

LE15024D, LE20024D

Dimmable constant voltage LED drivers



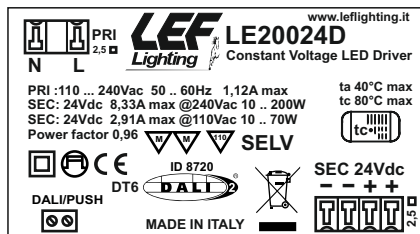
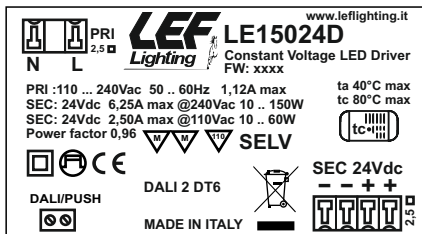
www.leflighting.it

General Characteristics

Plastic case
Driver for independent mounting
Electric class protection II
Protection degree IP20



DALI Product ID 8720
GTIN 8054521535048



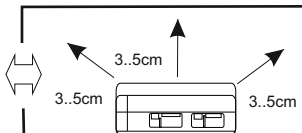
CODICE CODE	Tensione di ingresso Input voltage (Vac)	Frequenza di rete Input frequency (Hz)	Potenza di uscita Output power (W)				Comando Command	Tensione di uscita Output voltage (Vdc)	Corrente di uscita Output current (mA)		PFC (λ)	CC CV	Peso Weight (g)
			@110V		@230V				@110V	@230V			
			MIN	MAX	MIN	MAX							
LE15024D	110-240	50÷60	10	60	10	100	PUSH DALI	24	2500	6250	0,96	CV	380
LE20024D				70		150			2910	8330			400

Reference Standards

EN 55015
EN 61000-3-2
EN 61000-3-3
EN 61347-1
EN 61347-2-13
EN 61547
EN 62386-207

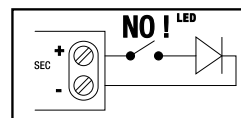
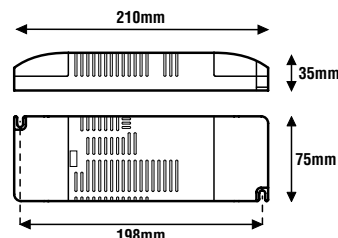
Correct installation

Power supplies
must have adequate space for cooling.
Observe the minimum distances given.



Caratteristiche Tecniche

Input voltage range 110-240Vac
Input frequency 50÷60Hz
Constant voltage output 24Vdc
Minimum power 10W@230Vac (10W@110Vac)
Brightness adjustment through:
- push-button (PUSH 230Vac)
- DALI signal
«LEVEL MEMORY» and «STATUS MEMORY» function
Synchronization of multiple power supplies via cable (max 10)
Energy Efficiency (EE) 92%
Open circuit protection (OCP)
Protection against overtemperature (OTP)
Short circuit protection (SCP)
Power factor correction (PFC) $\lambda \geq 0,96$
Operating ambient temperature T_a -10°C ÷ +40°C
Max case temperature on T_c 80°C



N.B.

Dispositivo non idoneo per
il funzionamento a vuoto.

ATTENTION:

The installation of the product must be
followed by qualified personnel.
If the product is used for purposes other than
the original ones or if it is connected
incorrectly, LEF Lighting S.R.L. will not accept
any responsibility for damages caused.



PRODUCT TO BE DISPOSED
DIFFERENTLY FROM URBAN WASTE
AEE identification nr.IT18040000010321

MADE IN ITALY



LEF LIGHTING S.R.L. | www.leflighting.it

Viale L.Ariosto 478/480 - 50019 Sesto Fiorentino (FI) - ITALY | Tel +39 055 421 77 27 - Fax +39 055 425 44 92

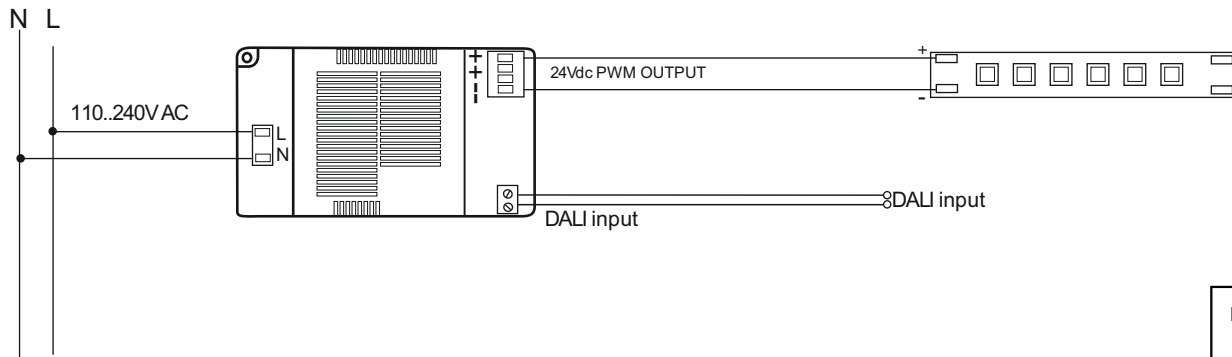
USER GUIDE

LE15024D, LE20024D

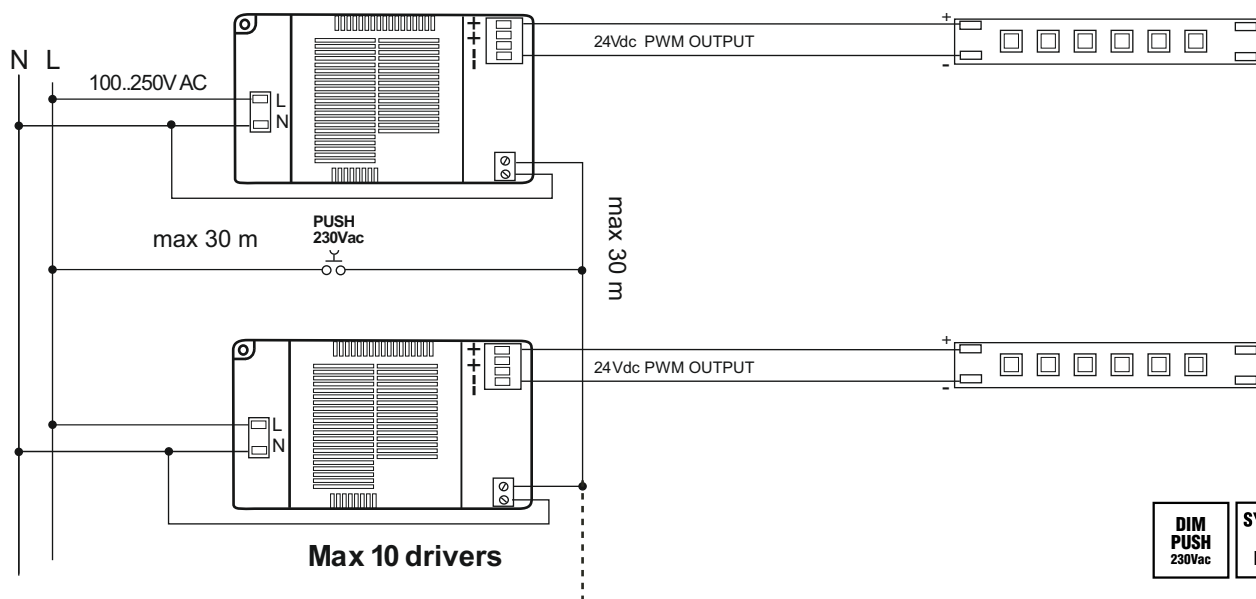
Dimmable constant voltage LED drivers



DALI mode



PUSH 230Vac and SYNCRO by CABLE Mode



Push button control allows ON/OFF through short push and dimming through long pressure.
In case of mains voltage absence or primary switch the driver keeps in memory the last selected level of light (status memory).
N.B. To synchronize multiple power supplies, press and hold the button for 10 seconds.

Warnings:

1. Always pay attention to the polarity of the secondary cable.
2. Put the system far from heat sources and in well aerated places.
3. Minimum distance from LED: 10cm.
4. Thermal protection: if the temperature exceeds the limit values, the driver switches OFF and, after few seconds, it switches ON again.
5. Avoid short circuit on the secondary side and give tension only after all LEDs have been connected
6. Lock the terminals carefully and do not with excessive power.
7. LEDs connection: use a 1,5mmq cable for a maximum length of 10m; use a 2,5mmq cable for lengths: 10-30m.
8. Input wiring: use a cable 2 x 0,75 mmq minimum.
9. **HEAVY USE:** the load must be lower than the maximum indicated by 10% to 20% for all kinds of devices.
10. Check the maximum working temperature at tc point.