

USER GUIDE

LEDALI-PUSH, LEDALI-0-10, LEDALI-1-10

DALI signal generators



www.lef-lighting.it

General Characteristics

Plastic case
Device not for independent mounting
Electric class protection III
Protection degree IP20

Technical Features

Input voltage range BUS DALI

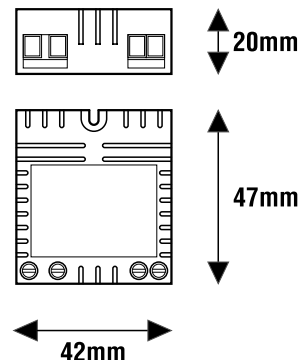
Device for controlling DALI power supplies

Brightness adjustment through:

- push-button(PUSH no voltage) (LEDALI-PUSH)
- 0-10V signal (active) (LEDALI-0-10)
- 1-10V signal (passive) (LEDALI-1-10)
- potentiometer 47Kohm (linear or logarithmic)

This systems send (in broadcast) DALI commands, it is not necessary to set the addresses of the DALI power supplies connected to the BUS.

Operating ambient temperature Ta -10°C ÷ +40°C



ATTENTION:

The installation of the product must be followed by qualified personnel.

If the product is used for purposes other than the original ones or if it is connected incorrectly, LEF Lighting S.R.L. will not accept any responsibility for damages caused.

N.B.

The device does not supply the DALI bus and it is therefore necessary to use an external DALI linepower supply (LEDALIPOWER).

When used as interface, BUS DALI must be set at a voltage higher than 15V.

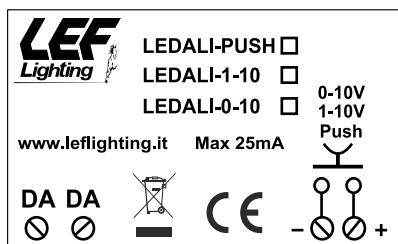
Use a cable suitable for DALI signal up to 300m, max voltage drop allowed 2V.

Reference standards

EN 55015
EN 61000-3-2
EN 61000-3-3
EN 61347-1
EN 61347-2-11
EN 61547
EN 62386

DALI 1	OUT DALI 1	DIM 0-10V	DIM 1-10V	DIM PUSH NO VOLTAGE
--------	------------	-----------	-----------	---------------------

CODICE CODE	Tensione di ingresso Input voltage	Comando Command	Uscita di segnale Signal output	Consumo DALI DALI consumption (mA)	Peso Weight (g)
LEDALI-PUSH	BUS DALI	PUSH	DALI	25	30
LEDALI-0-10		0-10V (attivo)			
LEDALI-1-10		1-10V (passivo)			



1	2	Mode	Selettore all'interno Dip Switch inside
ON	OFF	PUSH	
OFF	ON	0..10V	
ON	ON	1..10V	
OFF	OFF	PUSH Timer 3 min	



PRODUCT TO BE DISPOSED
DIFFERENTLY FROM URBAN WASTE
AEE identification nr.18040000010321



MADE IN ITALY

LEF LIGHTING S.R.L. | www.lef-lighting.it

Viale L. Ariosto 478/480 - 50019 Sesto Fiorentino (FI) - ITALY | Tel +39 055 421 77 27 - Fax +39 055 425 44 92

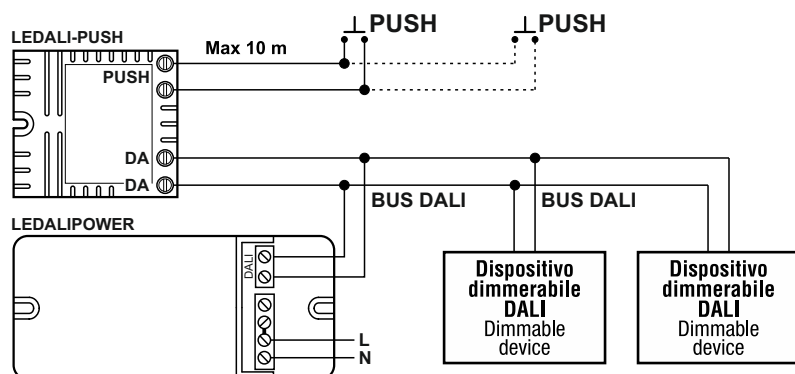
USER GUIDE

LEDALI-PUSH, LEDALI-0-10, LEDALI-1-10

DALI signal generators



LEDALI-PUSH (push-button control) ①

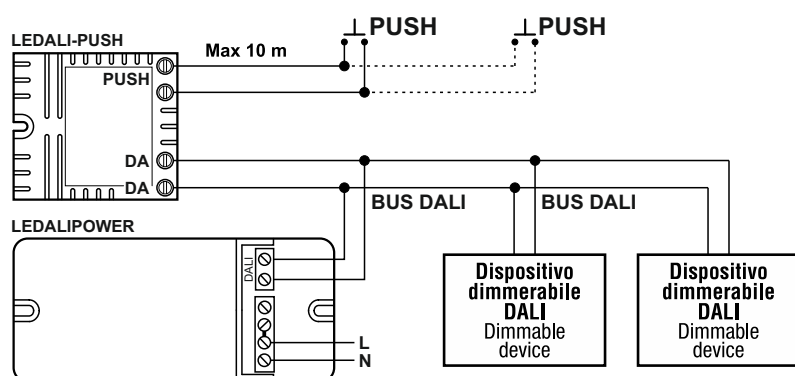


Dimming 0% → 100%

1	2	Mode
ON	OFF	PUSH

Dip Switch inside

LEDALI-PUSH (push-button control with timer function) ②



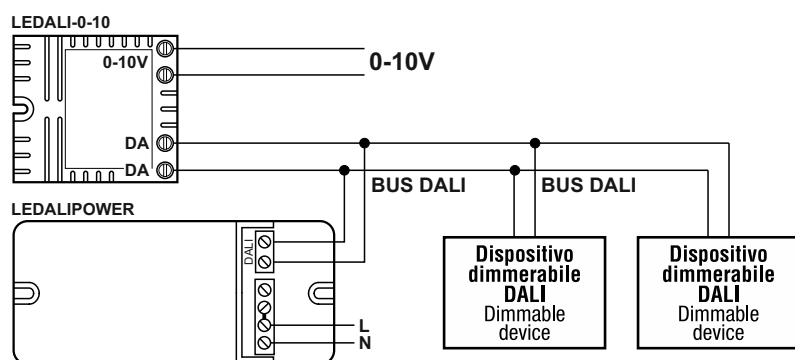
Dimming 0% → 100%

1	2	Mode
OFF	OFF	PUSH Timer 3 min

Dip Switch inside

To change the functionality of the product and set the TIMER function, switch off the device and remove the cover to access the selector inside

LEDALI-0-10 (control with 0–10V signal input) ③

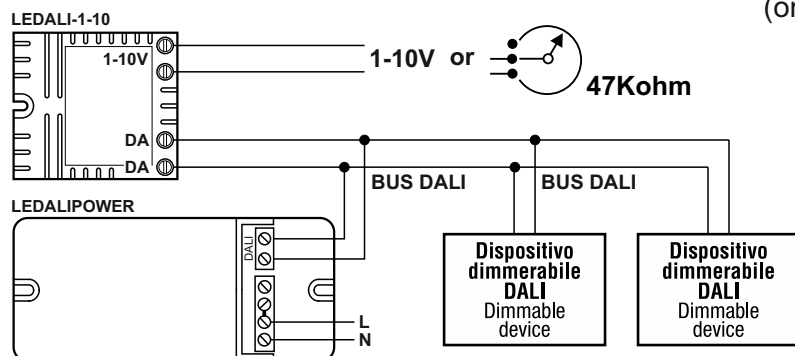


Dimming 0% → 100%

1	2	Mode
OFF	ON	0..10V

Dip Switch inside

LEDALI-1-10 (control with 1–10V signal input) (or 47KΩ linear or logarithmic potentiometer) ④



Dimming 10% → 100%

1	2	Mode
ON	ON	1..10V

Dip Switch inside